

Counterpoint Global Insights

Machine Learning¹

EDGE | APRIL 2017

WELCOME TO THE EDGE.

Morgan Stanley Investment Management's Counterpoint Global shares their proprietary views on a big idea that has the potential to trigger far-reaching consequences—ideas such as autonomous vehicles, artificial intelligence, robotics and bioengineering.

Counterpoint Global's long-term ownership mindset emphasizes perspective, insight and thinking across categories, while our investment process focuses on identifying unique companies with sustainable competitive advantages. Through The EDGE, we share our framework for thinking about change and our process for recognizing patterns that may drastically alter the investment landscape over the longer term.


This work complements our team's more traditional, fundamental research to create a framework for long-term investing that is grounded in intellectual curiosity and flexibility, perspective, self-awareness and partnership.

Machine learning is a way to train computer systems to generate useful insights from data sets and apply those insights to new situations. This has the potential to revolutionize many fields, such as medical diagnoses and driving, by excising human discretion and error from the process. Although iterations of this technology have been around since the 1950s, in recent years the explosion of collected data, combined with an increase in computing power, has increased the abilities of this disruptive technology.


Machine learning describes a process by which computer scientists feed large sets of curated data to a computer in order to train it to deal with new situations. The computer "learns" by discovering complex patterns and relationships between the inputs and outputs in the dataset on which it has been trained. The relationships discovered by the computer are then applied to new data, allowing the computer to make useful predictions based on that new data. ▶

¹ This was written by a human. ← So was this.

The views and opinions and/or analysis expressed herein are those of the investment team as of the date of preparation of this material, are subject to change at any time without notice due to market or economic conditions, and may not necessarily come to pass.







► For instance, a computer that is given millions of labeled pictures of faces and then presented with a set of new photos that include both faces and non-faces could identify which pictures contain faces. The important difference versus traditional computing is that the computer is not programmed, but rather trained with data. This requires a large number of examples.

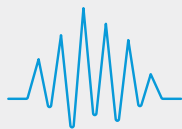
One popular method of machine learning uses neural networks. These networks consist of individual nodes (“neurons”) that continually recalibrate themselves with each example so that the input data correlates with the correct output as it passes through the computer algorithm. What a neural network is trying to do is create the best set of “rules” to describe the data so that the computer can use those “rules” to make useful predictions in new, but related, situations. Often, the machine-learning process is a black box, where the exact method is not cognizable by humans and therefore requires significant testing to ensure that the system’s predictions are accurate.

The opportunities here are immense—this form of artificial intelligence has the potential to breed new industries and create efficiencies in existing ones. One of the most studied applications of machine learning is in the medical field. Instead of training a computer to recognize patterns in faces or handwriting, medical researchers in conjunction with computer scientists are training computers to recognize patterns in medical images to detect illnesses like cancer. Preliminary research in this area makes a compelling case that algorithms are better than pathologists or radiologists at spotting cancer.

This form of artificial intelligence has the potential to breed new industries and create efficiencies in existing ones.

Autonomous vehicles are another dynamic field that relies on machine learning. The cause of most accidents on the road today—over 90 percent—is driver error. Machine learning promises to reduce traffic fatalities by removing human error from the equation. Developing an autonomous vehicle requires training it on data collected from billions of miles of driving. This data includes everything from images of the road, to GPS signals that give the position of the car, to the decisions drivers make. Once trained, an autonomous vehicle uses a suite of sensors to continuously gather data about its surroundings. Using that data and the insights gathered from its training, it then determines the best way to drive the car given the constraints of its environment.

To be sure, there are a number of technological, regulatory and social factors that could impede adoption. First, for a given application, there may not be enough data available to train the computer to ensure that it reaches accurate conclusions. For instance, a rare disease might not have enough cases to provide a computer with a sufficiently large sample set on which to train. Second, given the “black box” nature of the computer’s decision-making, adequate testing to ensure the computer’s insights are accurate could prove challenging—the more life-critical the application, the more testing



OTHER DISRUPTORS

Other themes the team is currently researching include

- Blockchain
- Virtual/Augmented Reality
- Autonomous Vehicles

it requires. If a language translation application makes an error, it isn't as problematic as if an autonomous car fails to recognize a stop sign. Third, regulators and legislators could look askance at disruptive technologies. Incumbent

industries can seek new regulations and other protections that raise the costs of starting new businesses and protect incumbents from new entrants, especially in already regulated fields like medicine or transportation. Finally, humans may not trust machine learning solutions in certain areas of their lives. It may simply be a human prerogative that they would prefer being treated by a human doctor or trust their own judgement more than a computer's when it comes to driving.

As these technologies begin to be tested and adopted, however, these concerns will be ameliorated. One example is next generation online translation. Given the millions of examples of translations that could be used as training, Google switched to neural networks for its

translation application in 2016. For other applications that could impact human safety, there is a more cautious and slower path to adoption. For instance, the technology to drive cars autonomously exists today, but it will take four to five more years of testing to ensure their safety before we could see cars without drivers on our roads. Medical applications could take as long, if not longer. Ultimately, lower accident rates and fewer missed diagnoses will be demanded by society if technologically possible. This does not mean that the road to algorithmic industries is a straight and smooth one, but rather that there is an underlying impetus for its existence.

Risk Considerations

There is no assurance that a Portfolio will achieve its investment objective. Portfolios are subject to **market risk**, which is the possibility that the market values of securities owned by the Portfolio will decline and that the value of Portfolio shares may therefore be less than what you paid for them. Market values can change daily due to economic and other events (e.g. natural disasters, health crises, terrorism, conflicts and social unrest) that affect markets, countries, companies or governments. It is difficult to predict the timing, duration, and potential adverse effects (e.g. portfolio liquidity) of events. Accordingly, you can lose money investing in this Portfolio. Please be aware that this Portfolio may be subject to certain additional risks. In general, **equities securities'** values also fluctuate in response to activities specific to a company. Investments in **foreign markets** entail special risks such as currency, political, economic, market and liquidity risks. The risks of investing in **emerging market countries** are greater than risks associated with investments in foreign developed countries. **Privately placed and restricted securities** may be subject to resale restrictions as well as a lack of publicly available information, which will increase their illiquidity and could adversely affect the ability to value and sell them (liquidity risk). **Derivative instruments** may disproportionately increase losses and have a significant impact on performance. They also may be subject to counterparty, liquidity, valuation, correlation and market risks. Illiquid securities may be more difficult to sell and value than public traded securities (liquidity risk).

Counterpoint Global

New York

INVESTORS	RESEARCH RESPONSIBILITIES	YEARS OF EXPERIENCE	YEARS WITH FIRM	YEARS WITH TEAM
DENNIS LYNCH	Lead Investor, Head of Counterpoint Global	28	24	24
SAM CHAINANI	Head of Counterpoint Global ~ New York, Technology	26	26	22
JASON YEUNG	Health Care	25	20	18
ARMISTEAD NASH	Business Services, Software	22	20	18
DAVID COHEN	Consumer	34	29	23
ALEX NORTON	Consumer, Industrials, Technology (ex Software)	27	22	22
MANAS GAUTAM	Head of Global Endurance, Generalist	10	7	7
ANNE EDELSTEIN	Health Care	11	4	4
ABHIK KUMAR	Software, Media	13	3	3
JENNY LEEDS	Healthcare	6	3	3
JOSHUA JARRETT	Director of Research, Generalist	17	2	2
RUOBING CHANG	Internet	10	6	2
ALEKS SAMETS	Payments	2	2	2
BETH FIFER	Health Care	10	1	1
MUHAMMADRAZA PANJU	Internet	3	1	1
PETE STOVELL	Generalist	28	1	1
LIZ HALL	Blockchain, Cryptocurrency, Gaming	15	<1	<1
MICHAEL MORITZ	Generalist	4	<1	<1
CONSILIENT RESEARCH				
MICHAEL MAUBOUSSIN	Head of Consilient Research	35	2	2
DAN CALLAHAN	Consilient Research	17	2	2
DISRUPTIVE CHANGE RESEARCH				
STAN DELANEY	Big Ideas, Emerging Themes	21	21	18
SASHA COHEN	Big Ideas, Emerging Themes	5	5	5
JUSTIN AMEZQUITA	Big Ideas, Emerging Themes	2	2	2
VASILEIOS PRASSAS	Big Ideas, Emerging Themes	8	1	1
SUSTAINABILITY RESEARCH				
THOMAS KAMEI	Head of Sustainability Research, Internet	10	10	10
DERRICK MAYO	Sustainability Research	17	8	1
CLIENT RELATIONSHIP AND BUSINESS MANAGEMENT				
MARK TODTFELD	Chief Operating Officer	27	17	3
KERRY ANN JAMES	Head of Client Relations, Portfolio Specialist	25	5	1
PRAJAKTA NADKARNI	Portfolio Specialist	18	15	11
MICK MORAN	Portfolio Specialist	8	8	<1
MCKENZIE BURKHARDT	Portfolio Specialist	19	19	19
XAVIER SALAZAR	Portfolio Analyst	4	4	<1
KATHRYNE DOWNS	Portfolio Specialist ~ Global Endurance	10	10	<1
EARL PRYCE	Portfolio Administrator	22	22	15
CHAYSE MORGAN	Portfolio Administrator	2	2	2
ERICA CASARENO	Portfolio Administrator	<1	<1	<1
AMBER YOUNG	Business Management	12	4	1

Asia

Global, International, Asia

KRISTIAN HEUGH Lead Investor, Head of Global Opportunity

- 11 Investors, 5 Portfolio Specialists, 1 Portfolio Operations Analyst

"Investor" refers to an analyst or portfolio manager of Counterpoint Global.

Counterpoint Global members may change without notice from time to time. Years of Experience listed above refers to Industry Experience.

Years of Experience, Years with Firm and Years with Team are as of September 2022.

DISTRIBUTION

This material is only intended for and will only be distributed to persons resident in jurisdictions where such distribution or availability would not be contrary to local laws or regulations. MSIM, the asset management division of Morgan Stanley (NYSE: MS), and its affiliates have arrangements in place to market each other's products and services. Each MSIM affiliate is regulated as appropriate in the jurisdiction it operates. MSIM's affiliates are: Eaton Vance Management (International) Limited, Eaton Vance Advisers International Ltd, Calvert Research and Management, Eaton Vance Management, Parametric Portfolio Associates LLC, and Atlanta Capital Management LLC.

This material has been issued by any one or more of the following entities:

EMEA

This material is for Professional Clients/Accredited Investors only.

In the EU, MSIM and Eaton Vance materials are issued by MSIM Fund Management (Ireland) Limited ("FMIL"). FMIL is regulated by the Central Bank of Ireland and is incorporated in Ireland as a private company limited by shares with company registration number 616661 and has its registered address at The Observatory, 7-11 Sir John Rogerson's Quay, Dublin 2, D02 VC42, Ireland.

Outside the EU, MSIM materials are issued by Morgan Stanley Investment Management Limited (MSIM Ltd) is authorised and regulated by the Financial Conduct Authority. Registered in England. Registered No. 1981121. Registered Office: 25 Cabot Square, Canary Wharf, London E14 4QA.

In Switzerland, MSIM materials are issued by Morgan Stanley & Co. International plc, London (Zurich Branch) Authorised and regulated by the Eidgenössische Finanzmarktaufsicht ("FINMA"). Registered Office: Beethovenstrasse 33, 8002 Zurich, Switzerland.

Outside the US and EU, Eaton Vance materials are issued by Eaton Vance Management (International) Limited ("EVM") 125 Old Broad Street, London, EC2N 1AR, UK, which is authorised and regulated in the United Kingdom by the Financial Conduct Authority.

Italy: MSIM FMIL (Milan Branch), (Sede Secondaria di Milano) Palazzo Serbelloni Corso Venezia, 16 20121 Milano, Italy. **The Netherlands:** MSIM FMIL (Amsterdam Branch), Rembrandt Tower, 11th Floor Amstelplein 1 1096HA, Netherlands. **France:** MSIM FMIL (Paris Branch), 61 rue de Monceau 75008 Paris, France. **Spain:** MSIM FMIL (Madrid Branch), Calle Serrano 55, 28006, Madrid, Spain. **Germany:** MSIM FMIL Frankfurt Branch, Große Gallusstraße 18, 60312 Frankfurt am Main, Germany (Gattung: Zweigniederlassung (FDI) gem. § 53b KWG). **Denmark:** MSIM FMIL (Copenhagen Branch), Gorrissen Federspiel, Axel Towers, Axeltorv2, 1609 Copenhagen V, Denmark.

MIDDLE EAST

Dubai: MSIM Ltd (Representative Office, Unit Precinct 3-7th Floor-Unit 701 and 702, Level 7, Gate Precinct Building 3, Dubai International Financial Centre, Dubai, 506501, United Arab Emirates. Telephone: +97 (0)14 709 7158).

U.S.

NOT FDIC INSURED | OFFER NO BANK GUARANTEE | MAY LOSE VALUE | NOT INSURED BY ANY FEDERAL GOVERNMENT AGENCY | NOT A DEPOSIT

Latin America (Brazil, Chile Colombia, Mexico, Peru, and Uruguay)

This material is for use with an institutional investor or a qualified investor only. All information contained herein is confidential and is for the exclusive use and review of the intended addressee, and may not be passed on to any third party. This material is provided for informational purposes only and does not constitute a public offering, solicitation or recommendation to buy or sell for any product, service, security and/or strategy. A decision to invest should only be made after reading the strategy documentation and conducting in-depth and independent due diligence.

ASIA PACIFIC

Hong Kong: This material is disseminated by Morgan Stanley Asia Limited for use in Hong Kong and shall only be made available to "professional investors" as defined under the Securities and Futures Ordinance of Hong Kong (Cap 571). The contents of this material have not been reviewed nor approved by any regulatory authority including the Securities and Futures Commission

in Hong Kong. Accordingly, save where an exemption is available under the relevant law, this material shall not be issued, circulated, distributed, directed at, or made available to, the public in Hong Kong. **Singapore:** This material is disseminated by Morgan Stanley Investment Management Company and should not be considered to be the subject of an invitation for subscription or purchase, whether directly or indirectly, to the public or any member of the public in Singapore other than (i) to an institutional investor under section 304 of the Securities and Futures Act, Chapter 289 of Singapore ("SFA"); (ii) to a "relevant person" (which includes an accredited investor) pursuant to section 305 of the SFA, and such distribution is in accordance with the conditions specified in section 305 of the SFA; or (iii) otherwise pursuant to, and in accordance with the conditions of, any other applicable provision of the SFA. This publication has not been reviewed by the Monetary Authority of Singapore. **Australia:** This material is provided by Morgan Stanley Investment Management (Australia) Pty Ltd ABN 2212204-0037, AFSL No. 314182 and its affiliates and does not constitute an offer of interests. Morgan Stanley Investment Management (Australia) Pty Limited arranges for MSIM affiliates to provide financial services to Australian wholesale clients. Interests will only be offered in circumstances under which no disclosure is required under the Corporations Act 2001 (Cth) (the "Corporations Act"). Any offer of interests will not purport to be an offer of interests in circumstances under which disclosure is required under the Corporations Act and will only be made to persons who qualify as a "wholesale client" (as defined in the Corporations Act). This material will not be lodged with the Australian Securities and Investments Commission.

Japan: For professional investors, this material is circulated or distributed for informational purposes only. For those who are not professional investors, this material is provided in relation to Morgan Stanley Investment Management (Japan) Co., Ltd. ("MSIMJ")'s business with respect to discretionary investment management agreements ("IMA") and investment advisory agreements ("IAA"). This is not for the purpose of a recommendation or solicitation of transactions or offers any particular financial instruments. Under an IMA, with respect to management of assets of a client, the client prescribes basic management policies in advance and commissions MSIMJ to make all investment decisions based on an analysis of the value, etc. of the securities, and MSIMJ accepts such commission. The client shall delegate to MSIMJ the authorities necessary for making investment. MSIMJ exercises the delegated authorities based on investment decisions of MSIMJ, and the client shall not make individual instructions. All investment profits and losses belong to the clients; principal is not guaranteed. Please consider the investment objectives and nature of risks before investing. As an investment advisory fee for an IAA or an IMA, the amount of assets subject to the contract multiplied by a certain rate (the upper limit is 2.20% per annum (including tax)) shall be incurred in proportion to the contract period. For some strategies, a contingency fee may be incurred in addition to the fee mentioned above. Indirect charges also may be incurred, such as brokerage commissions for incorporated securities. Since these charges and expenses are different depending on a contract and other factors, MSIMJ cannot present the rates, upper limits, etc. in advance. All clients should read the Documents Provided Prior to the Conclusion of a Contract carefully before executing an agreement. This material is disseminated in Japan by MSIMJ, Registered No. 410 (Director of Kanto Local Finance Bureau (Financial Instruments Firms)), Membership: the Japan Securities Dealers Association, The Investment Trusts Association, Japan, the Japan Investment Advisers Association and the Type II Financial Instruments Firms Association.

IMPORTANT INFORMATION

There is no guarantee that any investment strategy will work under all market conditions, and each investor should evaluate their ability to invest for the long-term, especially during periods of downturn in the market.

A separately managed account may not be appropriate for all investors. Separate accounts managed according to the Strategy include a number of securities and will not necessarily track the performance of any index. Please consider the investment objectives, risks and fees of the Strategy carefully before investing. A minimum asset level is required.

For important information about the investment managers, please refer to Form ADV Part 2.

The views and opinions and/or analysis expressed are those of the author or the investment team as of the date of preparation of this material and

are subject to change at any time without notice due to market or economic conditions and may not necessarily come to pass. Furthermore, the views will not be updated or otherwise revised to reflect information that subsequently becomes available or circumstances existing, or changes occurring, after the date of publication. The views expressed do not reflect the opinions of all investment personnel at Morgan Stanley Investment Management (MSIM) and its subsidiaries and affiliates (collectively "the Firm"), and may not be reflected in all the strategies and products that the Firm offers.

Forecasts and/or estimates provided herein are subject to change and may not actually come to pass. Information regarding expected market returns and market outlooks is based on the research, analysis and opinions of the authors or the investment team. These conclusions are speculative in nature, may not come to pass and are not intended to predict the future performance of any specific strategy or product the Firm offers. Future results may differ significantly depending on factors such as changes in securities or financial markets or general economic conditions.

This material has been prepared on the basis of publicly available information, internally developed data and other third-party sources believed to be reliable. However, no assurances are provided regarding the reliability of such information and the Firm has not sought to independently verify information taken from public and third-party sources.

This material is a general communication, which is not impartial and all information provided has been prepared solely for informational and educational purposes and does not constitute an offer or a recommendation to buy or sell any particular security or to adopt any specific investment strategy. The information herein has not been based on a consideration of any individual investor circumstances and is not investment advice, nor should it be construed

in any way as tax, accounting, legal or regulatory advice. To that end, investors should seek independent legal and financial advice, including advice as to tax consequences, before making any investment decision.

Charts and graphs provided herein are for illustrative purposes only. **Past performance is no guarantee of future results.**

This material is not a product of Morgan Stanley's Research Department and should not be regarded as a research material or a recommendation.

The Firm has not authorised financial intermediaries to use and to distribute this material, unless such use and distribution is made in accordance with applicable law and regulation. Additionally, financial intermediaries are required to satisfy themselves that the information in this material is appropriate for any person to whom they provide this material in view of that person's circumstances and purpose. The Firm shall not be liable for, and accepts no liability for, the use or misuse of this material by any such financial intermediary.

This material may be translated into other languages. Where such a translation is made this English version remains definitive. If there are any discrepancies between the English version and any version of this material in another language, the English version shall prevail.

The whole or any part of this material may not be directly or indirectly reproduced, copied, modified, used to create a derivative work, performed, displayed, published, posted, licensed, framed, distributed or transmitted or any of its contents disclosed to third parties without the Firm's express written consent. This material may not be linked to unless such hyperlink is for personal and non-commercial use. All information contained herein is proprietary and is protected under copyright and other applicable law.

Morgan Stanley Investment Management is the asset management division of Morgan Stanley.

Explore our site at www.morganstanley.com/im